



INTRUDER



Intruder detection systems for Industrial, commercial and domestic property

When it comes to protecting property there can be no compromise, your business needs a partner that can deliver reliable approved systems backed by first class support. Located on the Wirral, UK, CQR is one of the leading manufacturers of detection devices, sounders and cabling for the Intrusion and Access Control market.

Our values and aims:

- Easy to do business with
- Provide quality systems that are value for money
- Partner our customer for long term mutual benefit
- Solutions designed to meet EU approvals
- Continued research into new technologies

Approvals



EN54



CE



System 5
APPROVED



CQR - First Choice for Quality



Contents

3.....Cables	14.....Power Supplies
5.....Magnetic Contacts	14.....GSM Communicators
7.....External Sounders	15.....Junction Boxes
9.....Internal Sounders	16.....Exit Buttons
10.....Shock Sensors	16.....Call for Assistance Alarm
11.....Hold Up Devices	17.....Product Code Index
13.....Call Points	

Online Resources



- Data sheets
- Product profile
- User manuals
- Installation guides



www.cqr.co.uk

Contact us



SALES

T: +44(0)151 606 1000

E: sales@cqr.co.uk



TECHNICAL

T: +44(0)151 606 6311

E: tech@cqr.co.uk



CQR are the leading U.K. Manufacturer of cables for Intrusion Detection, Access Control and Fire Retardant applications. All our cables are manufactured at our specialist factory in the U.K.

Professional Cable

2, 4, 6, 8, 12, 20 Core 4, 6, 8 and 12 core for LSZH



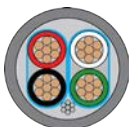
Suitable for any installation where signal integrity is essential.

✓ 7 x 0.182mm² Tinned Copper ✓ BS4737-3.30:2015 Type 2 (LSZH Type 1)



Belden Style Cable

2 x 2 or 2 x 3 core 6, 8 and 10 core for Standard



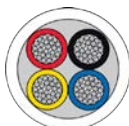
Used for security and access control RS-232, RS485 data transfer. Meets Belden specification 8723, 8777, 9450, 9538 and 9536.

✓ 7 x 0.25mm² Tinned Copper for Data Cables ✓ BS4737-3.30:2015 Type 2 (LSZH Type 1)
✓ 7 x 0.194mm² Tinned Copper for Standard Cables



CCAM Cable

4, 6, 8, 12 Core

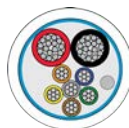


Suitable for domestic applications and shorter distances.

✓ 7 x 0.2mm² Copper Clad Aluminium ✓ BS4737-3.30:2015 Type 3

Power & Data Cable

4, 6, 8 Core



For use where higher than usual current carrying capacity or lower voltage drop is required.

✓ 7 x 0.182mm² Data / 16 x 0.2mm² Power ✓ BS4737-3.30:2015 Type 2 (LSZH Type 1)



Solid Cores

4, 6, 8 & 10 Core



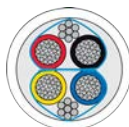
Suitable for any installation where signal integrity is essential on longer cable distances.

✓ 1 x 0.5mm² Tinned Copper ✓ BS4737-3.30:2015 Type 2



Twisted Pair Cable

4 Core



For applications such as Access Control and CCTV.

✓ 24 x 0.2mm² Tinned copper ✓ BS4737-3.30:2015 Type 2



Flame Retardant Cable

2, 4 Core



Designed to resist the spread of fire vertically along the cable.

✓ 1 x 0.76mm² Tinned copper ✓ Compliant to IEC 60332-3-2



Low Smoke Zero Halogen outer sheath
Standard PVC outer sheath
Low Smoke & Fume outer sheath
PVC Type R sheath

White sheath WH
Brown sheath BR
Grey sheath GY
Red sheath RD
Screened S
Unscreened US

More details at www.cqr.co.uk

CQR

Is your cable CPR Approved?



All cable manufactured by CQR is fully compliant with EN50575:2014, A1 2016

Coloured Rip Cord
in all CQR Cable

For identification of
BS4737-3.30:2015

TYPE 1 **TYPE 2** **TYPE 3**

more info at www.cqr.co.uk

UK Manufactured to BS4737-3.30:2015

CQR Cable

First Choice for Quality

CQR

Professional Cable - Copper Cores
CCAM - Copper Clad Aluminium Magnesium Cores
Power & Data - For higher current capacity
Belden Style - Meets Belden Style Specification 8723 & 8777
Also available with a Low Smoke Zero Halogen Sheath

- ✓ Range of core sizes available
- ✓ UK manufactured to BS4737-3.30:2015
- ✓ Available as screened or unscreened
- ✓ All cable available in various lengths

Full list of cables at
www.cqr.co.uk



Tel: +44(0)151 6061000 Fax: +44(0)151 6061122

Web: www.cqr.co.uk Email: info@cqr.co.uk

CQR Fire & Security, 125 Pasture Road, Moreton, Wirral, CH46 4TH, UK




FLUSH CONTACTS

CQR offer a range of magnetic contacts for mounting flush into windows and doors. Available with pre fitted resistor values to be compatible with your choice of control equipment, or the universal MULTI resistor version. Products meet EN50131 G2/G3 standards, available in white or brown.



FC508



FS610



FC503



FC505



FC620




FC509

INDUSTRIAL GRADE MAGNETIC CONTACTS

Designed for heavy duty doors, roller shutters and windows. Constructed from robust and durable materials to give reliable operation in industrial, domestic and commercial applications.



RS002



RS007



GP001

The CQR range of magnetic contacts are renowned throughout the Security Industry for their quality and reliability. Many of our products are independently certified to EN50131 G2/G3 standards.

Our MULTI resistor technology allows the Installer to reduce inventory by stocking one product that can be used with most control equipment.

SURFACE CONTACTS

CQR offer magnetic contact solutions for metal, wooden and double opening doors. Available with pre fitted resistor values to be compatible with your choice of control equipment or the universal MULTI resistor version. Products meet EN50131 G2/G3 standards, available in white or brown.



SC517/MULTI



SC517



SC555



SC525



SC570/MULTI/DD



SC550



SC570/MULTI



SC570



Multibox - External Sounder

Standard - EN50131-1:2006+A1:2009 grade 2 EN50131-4 type Z **Plus** - EN50131-1:2006+A1:2009 grade 3 EN50131-4 type Z

- ✓ 8 Interchangeable covers
- ✓ Independently tested to EN50131 G2/G3
- ✓ Trigger wire monitoring (Plus)
- ✓ SAB (standard), SAB/SCB (plus)
- ✓ Battery Monitoring
- ✓ Strobe Saver
- ✓ Comfort LED's



System5
APPROVED



Bora - External Sounder

EN50131-1:2006+A1:2009 grade 2 EN50131-4 type Z

- ✓ High power external siren and strobe 120dB @ 1mtr
- ✓ High security - Double skinned housing: External: UV stable ABS 3mm Plastic
Internal: 0.8mm Galvanized metal cover.
- ✓ Modulated two tone sound output
- ✓ High intensity LED strobe
- ✓ Negative trigger input to activate the LED strobe only



Orion - External Sounder

EN50131-1:2006+A1:2009 grade 3 EN50131-4 type Z

- ✓ Vertical or Horizontal versions
- ✓ One or two lenses
- ✓ Adjustable wall mounting
- ✓ Knockout spacers
- ✓ Hinged flush fitting covers
- ✓ Concealed cover screws



Ultima - External Sounder

EN50131-1:2006+A1:2009 grade 3 EN50131-4 type Z

- ✓ Low profile
- ✓ Dual skinned 3mm polycarbonate
- ✓ Twin comfort LED's
- ✓ Twin Strobe
- ✓ Wall, cover and optional screw tamper
- ✓ Selectable SAB/SCB

CQR
SENZA**S**



NEW Sounder from
CQR

Versatile
by
Design



UNIVERSALLY
WIRELESS



BACKLIT



GRADE 2



GRADE 3

Also Available



CQR

First choice for quality

+44(0)151 606 1000

www.cqr.co.uk

info@cqr.co.uk



A range of quality internal sounders, buzzers and speakers to deliver audio and visual signalling of an intrusion attempt. CQR offer a large range of products to suit any application.

System 5
APPROVED



PICCOLO - EN50131-Grade 3 Internal Sounder

- ✓ Low profile design
- ✓ Piezo sounder for audible indication
- ✓ Bright LED's for visual indication
- ✓ Selectable alternating or continuous tone
- ✓ Flashing alarm indication
- ✓ Low current consumption
- ✓ Tamper protected lid and mounting
- ✓ 115dB(A) sound output



ALTO - EN50131-Grade 3 Internal Sounder

Internal Sounder

- ✓ Low profile design
- ✓ Selectable alternating or continuous tone
- ✓ Low current consumption
- ✓ Tamper protected lid and mounting
- ✓ INCERT Approved

Internal Speaker

- ✓ Low profile design
- ✓ 16 ohms speaker
- ✓ Tamper protected lid and mounting
- ✓ Dynamic piezo technology
- ✓ High Impedance allowing multiple speakers to be used

NEW



ARIA - Internal Speaker

- ✓ Flush Mount
- ✓ 16 ohms speaker
- ✓ Brushed steel effect
- ✓ Tamper Protection
- ✓ Single gang (85mm x 85mm)



SOINT - Internal Sounder

SOINT 2 HI-LO - Grade 3 - The SOINT2 HI-LO low profile housing contains a multi tone sounder, with separate inputs for exit time and alarm sound.

Also available as a speaker

FULL RANGE OF

BUZZERS

SPEAKERS

HORN SOUNDERS

PIEZO SOUNDERS

at www.cqr.co.uk





Shock sensors are designed to respond to shock waves within the material they are mounted to. Once the shock level threshold has been breached the device will create an alarm condition.

The CQR Shock Sensor is designed to give a warning when a forced entry is in progress, and not after an intruder has gained access to the building. Mass inertia Shock Sensors can be used on virtually any permanent building material, the applications are practically unlimited. The most common materials that the devices are used on include; UPVC and wooden windows, permanent structures including masonry, brick, block and concrete. They can also be used on metal such as sheet roofing, steel sheeting, load bearing steelworks such as beams and girders.

- ✓ Domestic and Commercial Windows and Doors
- ✓ Cash dispensers (ATM)
- ✓ Glass windows
- ✓ Cash and valuable storage facilities
- ✓ Strong rooms
- ✓ Self-storage units
- ✓ Shipping containers

Trapper - Intelligent Shock Sensor & Analyser

MA100T - Mass Inertia Shock Analyser

Works in conjunction with CQR shock sensor range.

SD's - Mass Inertia Shock Sensor

Mass inertia shock sensors can be used with the Trapper or with the MA100T Analyser.



Trapper



SD1 - Flush Mounted



SD2 - Small Surface Mounted



SD3 - Surface with tamper



SD4 - Surface with tamper and magnetic switch



MA100T



CQR offer a market leading range of hold up devices. From the PADP3 to the innovative electronic EPA-NG PD6662:2010 / BS8243 compliant electronic panic button.

The EPA-NG Double Push

The EPA-NG is the most advanced PA Button available on the market today. Packed with innovative features, this electronic unit is a versatile device capable of many functions including confirmed output. Available in white and stainless steel finishes.



PADP3 - Double Push

The double push range of PA Buttons are all suitable for use in Grade 3 Installations. Inside the traditional double push design are a selection of end-of-line resistors for the convenience of the installer.



PASP1 - Single Push

The single push range of PA Buttons are available in white and stainless steel finishes.




EPA-STD - Double Push

The original electronic Hold-Up Device is now available with a stainless steel flat plate. This is flush fitting which allows the device be mounted in a standard UK single gang box.



DP3

Double Push Hold Up



- Screw to secure front cover
- Original key to reset
- Tactile flush activation buttons
- Improved case / backplate
- Improved access for cable entry
- No requirement to remove PCB when wiring
- Access for power tools when mounting
- Secure spring mechanism





Access and Emergency products Manual Call Points (MCP)

FP3

The FP3 is available in a variety of colours to suit different applications. Red is available as single pole and is certified to EN54-11 and CPR. White and yellow are available as single or double pole. Green is available in single, double and triple pole.



- Single pole - ■ ■ ■
- Double pole - ■ ■
- Triple pole - ■
- Triple Pole - ■ (with Buzzer)

- ✓ Key resettable
- ✓ Red - jumper selectable EOL 470-680 Ohms. Addressable also available
- ✓ White, yellow & green for use in applications such as Access Control
- ✓ Lift up cover available (FP3/COVER)
- ✓ CPR Certified (Red only)
- ✓ Triple pole version available
- ✓ Spare key available (FP3/KEY)

FP2

The FP2 manual call point is a key resettable device which offers all commonly used switch monitoring configurations in one device. Available in white, yellow and green for use in other applications such as Emergency Door Release.

- ✓ Available as double pole or single pole
- ✓ Key resettable
- ✓ Lift up cover available (MOU/FPC)
- ✓ Choice of wording
- ✓ Spare key available (MOUKEY/BK)





CQR

The CQR range of switch mode power supplies incorporate the latest highly efficient technology. This technology offers key benefits over traditional linear PSU's



SINGLE Indicator

MULTI Indicator

EN Grade 2

EN Grade 3

High efficiency: CQR Power supplies are more cost effective to operate due to the switching technology

Delivery of Power: Power will be delivered consistently over the life of the product

Operational Temperature: Switch Mode PSU's operate at a lower temperature than traditional PSU's which can be of benefit in enclosed spaces or air conditioned rooms

GSM Communicators

CQR have two advanced GSM communicators that can be connected to any peripheral device such as an intruder alarm system, fire control panel, CCTV equipment or access control equipment etc.

GD04 - The GD04 is a GSM Communicator designed for use with any system to provide wireless communication. The ability to switch outputs on or off means for example, the unit can be used to switch interior lights on or off via sms text message.

GD05 - The GD-05 GSM controller is a microprocessor controlled device capable of sending SMS alerts and automatically calling up to five telephones via the GSM900/ 1800/ 1900 networks when activated from the onboard inputs




Switch Mode Power Supplies / GSM Communicators




CQR offer both leaf spring tampered junction boxes as well as microswitch tampered products for use in Graded applications. We also offer weatherproof junction boxes and a range of door loops.

Microswitch Tamper Junction Boxes

Junction boxes are available in white or brown and as a 5, 12 or 24 way with 2 terminals for tamper. Also available is the JB757 Grade 3 Environmental Class III.



JB707



JB727



JB737



JB757

Junction Boxes

Tampered junction boxes available as a 5, 12 or a 24 way with 2 terminals for tamper. The 5 and 12 way are Grade 3 Environmental Class II.



JB701



JB720



JB730

Door Loops

A range of door loops available with 4 or 6 cores, fixed or extendable lengths and supplied with junction boxes included. They are constructed from copper cores for ease of connection.



DLA706



DLA709



DLT103

Empty Boxes

A range of white empty plastic boxes suitable for both security and non-security applications.





CQR

A range of Stainless Steel green domed, push plate and standard architrave Exit Buttons designed to meet the most robust applications.



- ✓ Available as push plate, push button and green domed
- ✓ Flush or surface mount
- ✓ Stainless steel
- ✓ Complete with green back box



- ✓ Touch free Exit Button
- ✓ Illuminated sensor
- ✓ Flush or surface mount
- ✓ Complete with green back box

Call for Assistance Alarm



- ✓ Two wire system
- ✓ CE, Complies to BS8300:2009
- ✓ Appealing design and simple to use
- ✓ Networking of multi control units (optional)
- ✓ High visibility LED indicators
- ✓ Integral power supply (optional standby battery)

Kit comprises of -

PA/DTA/4 - Control unit – Pull cord – Reset button
- Over door indicator

Exit Buttons / Call for Assistance Alarms

Product Codes

CABLE				Page 3	
Alarm cable unscreened, Type 2 ,Most cables types available in brown		CABCCA12/WH/100M	12 Cores CCAM White 100m Reel	CAB12HF/WH/100	12 Cores LSZH White 100m Reel
CAB2/WH/100M	2 Cores White 100m Reel	Alarm cables CCAM LSF Type 2/3		CABS4HF/WH/100	4 Cores Screen LSZH White 100m Reel
CAB4/WH/100/PR	4 Cores White 100m Reel		CABS6HF/WH/100	6 Cores Screen LSZH White 100m Reel	
CAB4/WH/200M	4 Cores White 200m Reel		CABS8HF/WH/100	8 Cores Screen LSZH White 100m Reel	
CAB4/WH/305/PR	4 Cores White 305m Reel		CABS8HF/WH/200	8 Cores Screen LSZH White 200m Reel	
CAB4/WH/500M	4 Cores White 500m Reel				
CAB6/WH/100/PR	6 Cores White 100m Reel		CCAM Screened, Type 3		
CAB6/WH/200M	6 Cores White 200m Reel		CABCCAS4/WH/100M	4 Cores Screen CCAM White 100m Reel	
CAB6/WH/300M	6 Cores White 300m Reel		CABCCAS4/WH/200M	4 Cores Screen CCAM White 200m Reel	
CAB6/WH/500M	6 Cores White 500m Reel	CABCCAS6/WH/100M	6 Cores Screen CCAM White 100m Reel		
CAB8/WH/100/PR	8 Cores White 100m Reel	CABCCAS6/WH/200M	6 Cores Screen CCAM White 200m Reel		
CAB8/WH/200M	8 Cores White 200m Reel	CABCCAS8/WH/100M	8 Cores Screen CCAM White 100m Reel		
CAB8/WH/500M	8 Cores White 500m Reel	CABCCAS8/WH/200M	8 Cores Screen CCAM White 200m Reel		
CAB12/WH/100/PR	12 Cores White 100m Reel	CABCCAS12/WH/100M	12 Cores Screen CCAM White 100m Reel		
CAB12/WH/200M	12 Cores White 200m Reel			Data cables- Twisted Pair - Belden Styles	
CAB12/WH/300M	12 Cores White 300m Reel			CABS4/050WH0100TP	4 core Twisted Pairs 2 x 2 0.5mm White 100mtr
Alarm cable LSF , Type 2/3				CAB4/WH/300/TP	4 Cores White , TP, White , 300Mtrs
CAB8/WH/LSF/100	8 Cores LSF White 100m Reel			CABTP2X2/GY/100	2x2C 8723 TP Belden Style 100m Roll Grey
CAB8/WH/LSF/200	8 Cores LSF White 200m Reel			CABS10/GY/LSF/100	10 Cores Screen, 9540, 100m Roll Grey
CAB8/WH/LSF/300	8 Cores LSF White 300m Reel			CABS8/GY/LSF/100	8 Cores Screen, 9538, 100m Roll Grey
CABS8/WH/LSF/100	8 Cores Screen LSF White 100m Reel			CABS6/GY/LSF/100	6 Cores Screen, 9536, 100m Roll Grey
Alarm cables CCAM , Type 3		Alarm cable halogen free, Type 1		Fire Retardant	
CABCCA4/WH/100M	4 Cores CCAM White 100m Reel	CAB2HF/WH/500	2 Cores LSZH White 500m Reel	CABF2/RD/100M	2 Cores Red FR Cable 100m Reel
CABCCA4/WH/200M	4 Cores CCAM White 200m Reel	CAB4HF/WH/100	4 Cores LSZH White 100m Reel	CABF2/RD/500M	2 Cores Red FR Cable 500m Reel
CABCCA6/WH/100M	6 Cores CCAM White 100m Reel	CAB4HF/WH/500	4 Cores LSZH White 500m Reel	CABF2/WH/100M	2 Cores White FR Cable 100m Reel
CABCCA6/WH/200M	6 Cores CCAM White 200m Reel	CAB6HF/WH/100	6 Cores LSZH White 100m Reel	CABF4/RD/100M	4 Cores Red FR Cable 100m Reel
CABCCA8/WH/100M	8 Cores CCAM White 100m Reel	CAB8HF/WH/100	8 Cores LSZH White 100m Reel	CABF4/RD/200M	4 Cores Red FR Cable 200m Reel
CABCCA8/WH/200M	8 Cores CCAM White 200m Reel	CAB8HF/WH/500	8 Cores LSZH White 500m Reel	CABF4/WH/100M	4 Cores White FR Cable 100m Reel
MAGNETIC CONTACTS					
Flush contacts, available in brown		RS002/ALI	1 Reed Ali Roller Shutter Contact	SC513/WH/4C/G2/B	Surface contact Grade 2 B
FC503/WH	Flush contact 4 wire	RS002/ALI/1M/G2/A	Roller Shutter G2 1mtrs, A	SC513/WH/G3/A	Surface contact Grade 3 A
FC503/WH/G2/A	Flush contact 4 wire G2, A	RS002/ALI/1M/G2/B	Roller Shutter G2 1mtrs, B	SC513/WH/G3/B	Surface contact Grade 3 B
FC503/WH/G2/B	Flush contact 4 wire G2, B	RS002/ALI/1R/1M	Roller Shutter G1 1mtrs, A	SC517/WH	Surface contact
FC503/WH/1M	Flush contact 4 wire, 1 mtr	RS002/ALI/2R/1M	Roller Shutter G1 1mtrs, A 2 reed	SC517/WH/G2	Surface contact Grade 2
FC505/WH	Flush contact 5 term	RS002/ALI/G2/A	Roller Shutter G2 , A	SC517/WH/MULTI/G2/EN	Surface contact Multi G2
FC508/WH/MULTI/G2/EN	Flush contact Multi G2	RS002/ALI/G2/AB	Roller Shutter G2, A	SC517/WH/MULTI/G3/EN	Surface contact Multi G3
FC508/WH/MULTI/G3/EN	Flush contact Multi G3	RS002/ALI/G2/AB/1M	Roller Shutter G2 1mtrs, A	SC517/WH/NO	Surface contact normally open
FC509/MT/2	Flush metal contact	RS007/G2/AB	RS007 Contact Type A and B G2	SC525/WH/4C	Surface contact 4 wire
FC620/WH	Flush contact	RS007/G2/AB/1M	RS007 Contact Type A and B G2 1 mtr	SC570/WH/DD/G3	Surface contact for double doors
FS610/WH	Flush contact surface kit	RS007/G3/A	RS007 Contact Type A G3 1K 1K	SC570/WH/G2/EN	Surface contact G2
		RS007/G3/A/1M	RS007 Contact Type A G3 1K 1K 1 Mtr	SC570/WH/G3/EN	Surface contact G3
		RS007/G3/AB	RS007 Contact Type A and B G3	SC570/WH/MD/MULTI/G3	Surface contact Multi G3
		RS007/G3/AB/1M	RS007 Contact Type A and B G3 1 Mtr	SC570/WH/MULTI	Surface contact Multi
Heavy Duty contacts , other resistor types available		Surface contacts, types available in brown *		SC570/SPACER/WH	SC570 5mm White Spacer
GP001/AB/G2	Angled Door Contact Grade 2 Type A&B	SC51X/SPACER/WH	SC513 / SC517 5mm White Spacer	SC550/WH	Surface Contact White
GP001/AB/G3	Angled Door Contact Grade 3 Type A&B	SC513/WH/4C/G2/A	Surface contact Grade 2 A	SC555/L4/CX	Surface contact 4 wire
GP001/G2	Angled Door Contact Grade 2				
GP001/G2/1M	Angled Door Contact Grade 2 1 Metre				
EXTERNAL SOUNDERS					
CQR Senza		Multibox		BCORI/H/STD	
BCSENZ/S/STD/W	Senza S Grade 2 Backplate White	BCMB/BL/STD	Multibox Std Blue P/C Certified G2	BCORI/H/STD/G3	
BCSENZ/S/PLUS/W	Senza S Grade 2/3 Backplate White	BCMB/RD/STD	Multibox Std Red P/C 2x Red LED's	BCORI/COV/WOO	
BCSENZ/S/PLUS/L/W	Senza S Grade 2/3 Backplate White with Backlight	BCMB/BL/PLUS	Multibox Plus Blue P/C Certified G3	BCORI/COV/WWB	
BCSENZ/S/WF/W	Senza S Wirefree Kit White (WD & CPM)	BCMB/RD/PLUS	Multibox Plus Red P/C 2x Red LED's	BCORI/COV/WWO	
BCSENZ/S/COV/W/B	Senza S Cover White with Blue Lens	BCMB/BL/DUMMY	Multibox Dummy Blue		
BCSENZ/S/COV/W/BL	Senza S Cover Wh with Blue Lens & Backlight Panel	BCMB/RD/DUMMY	Multibox Dummy Red	New Bora	
BCSENZ/S/DUM/WH	Senza S Dummy Backplate White	BCMB/CORONA/WH	Multibox Corona (Oval) Wh ABS	BCAD/SO/WB001/O	External Siren New Bora Orange Lens
BCSENZ/X/STD/W	Senza X Grade 2 Backplate White	BCMB/LEO/WH	Multibox Leo Wh ABS		
BCSENZ/X/PLUS/W	Senza X Grade 2/3 Backplate White	BCMB/LIBRA/WH	Multibox Libra (Shield) Wh ABS	Intra	
BCSENZ/X/PLUS/L/W	Senza X Grade 2/3 backplate White with Backlight	BCMB/SCORPIO/WH	Multibox Scorpio Wh ABS	BCINTRA/W/B	Intra Assy WH Blue Lens (Combella)
BCSENZ/X/WF/W	Senza X Wirefree Kit (WD & CPM)	BCMB/TAURUS/WH	Multibox Taurus (Octo) Wh ABS	BCINTRA/W/C	Intra Assy WH Clear Lens (Combella)
BCSENZ/X/COV/W	Senza X Cover White	BCMB/IRVIGO/WH	Multibox Virgo Wh ABS (Flat Plate)		
BCSENZ/X/COV/W/L	Senza X Cover White with Backlight Panel			Ultima	
BCSENZ/X/DUM/W	Senza X Dummy Backplate	Orion		BCULTB/DUM/BL	Ultima Dummy Backplates Blue
BCSENZ/S/WF/WD/W	Senza S Wirefree Warning device Backplate (WD)	BCORI/COV/RD	Orion Red Cover No Lens	BCULTB/PZ/BL/G3	Ultima Sbell PZ Blue Assy (No Cover) G3
BCSENZ/X/WF/WD/W	Senza X Wirefree Warning device Backplate (WD)	BCORI/COV/WBB	Orion White Cov Bl Bl Lens (Horiz)	BCULTB/PZ/SUP/BL	Ultima Sbell PZ Blue (No Cover) G2
BCSENZ/WF/CPM/WH	Senza Wirefree Control Panel Module White (CPM)	BCORI/DUM	Orion Dummy Backplate	BCUNI/BACK/G3	Universal Backplate Assy G3
		BCORI/H/PLUS/G3	Orion Horizontal (Twin Piezo)G3	BCULT/COV/PC/BL	Ultima Cover Only Blue

INTERNAL SOUNDERS Page 9

SO/ALTO/WH/G	Alto Wh Sounder G3 EN	SP/ALTO/WH	Alto White Extension Speaker With Tamper	SO50M2	50mm Mylar Cone Speaker
SO/ALTO/WH/G/BEL	Alto Wh Sounder G3 EN INCERT			SO66M	66mm Mylar Cone Speaker ,8ohm, 3W
SO/ALTO/WH/G/S5	Alto Wh Sounder G3 EN, System 5	Sounders & Buzzers			
SO/PICCOLO/WB/G3/S5	Piccolo Sounder White Blue G3 System 5	BZ27/LS	Buzzer Medium 12V	SO812	Horn Sounder 12 Volts DC
SO/PICCOLO/WR/G3	Piccolo Sounder White Red G3	BZ35/LS	Buzzer Large 12V	SO85M/8/34	85mm Mylar Cone Speaker, 8ohm .
SP/ARIA/SS	Flush Mounted 16ohm Speaker	BZ722	Buzzer Mini 12 volts	SOSB2L	Quad White Piezo Sounder 12V
SOINT2/WH/HI-LO	Internal Sounder 12 Volt White HI-Lo	SO401/WH	Small White Piezo Sounder	SOSB1L	Dual White Piezo Sounder 12V

HOLD UP DEVICES Page 11

PASP1	Single Push PAB White	PADP3/SS/WH	PA White-SS G3 Multi Metal Key	Electronic Hold up devices	
PASP1/SS	Single Push PAB S/S	PADP3/WH	PA White G3 Multi Plastic Key	EPA/STD	Electronic Panic Attack Standard
PADP2/SS/G1	DP S/S PA Button No Tamper	PADP3/WH/M	PA White G3 Multi Metal Key	EPA/STD/SS	Electronic PA Std Stainless Steel G3
PADP2/WH/G1	Double Push PAB White No Tamper	PA/KEYS	Spare Keys For All PA's Black PC.	EPA-NG/PLUS/SS/G3	Electronic Panic Attack NG Plus SS G3
PADP3/BS/BK	DP Brass Effect PA Grade 3 Multi			EPA-NG/PLUS/WH/G3	Electronic Panic Attack NG Plus White G3
PADP3/SS/BK	PA Black-SS G3 Multi Metal Key			EPA-NG/STD/SS/G3	Electronic Panic Attack SS Std SS G3
				EPA-NG/STD/WH/G3	Electronic Panic Attack NG Std White G3

CALL POINTS Page 13

Access		FP3/GR	FP3 Surface Call Point Green	Fire Call Point	
FP2/GR/DP/LU	FP2 Green Double Pole	FP3/GR/DP	FP3 Surface Call Point Green Double Pole	FP3/RD	FP3 Surface Call Point Red
FP2/GR/EDR	FP2 Green label Emergency Door Release	FP3/GR/TP	FP3 Surface Call Point Green Triple Pole	MOUFPC	FP2 lift up Clear Cover
FP2/WH/DP/LU	FP2 White Double Pole	FP3/GLASS	Glass For FP3	FP2/RD	FP2 Surface Call Point Red
FP2/WH/EDR	FP2 White label Emergency Door Release	FP3/COVER	Clear Cover For FP3 Call Point		
FP2/YL/DP	FP2 Yellow Double Pole				

EXIT BUTTONS Page 16

XB/ARCSS25	Architrave S/S Press To Exit Button 25mm	XB/GD01P/DR	Green Dome Exit Button	XB/PP25	Push Plate Exit Button C/W 25mm Gang
XB/EDR/GR	Exit Button & Emergency Door Release Combo	XB/GD25	Green Dome Exit Button C/W 25mm Gang Box	XB/SS25	S/teel Exit Button C/W 25mm Gang Box
XB/EXTR28	28mm Extrusion (Use With 25mm Gang Box)	XB/PP02P	Push Plate Exit Button W/G Ptd "Exit"	XB/TF1	S/steel Button Touch Free C/W 25mm Gang
XB/GB05P/DR	Green Dome Exit Button				

POWER SUPPLIES - Available in small, medium or large cases Page 14

PSS/SPLITTER/4BNC	12V 4 Way Splitter With BNC In/Out	PSS12V5A/MI/B	12V 5A PSU Multi Ind Box Med	PSS12V1A/G3/B	12V 1A PSU EN Grade 3 Box Med
PSS/SPLITTER/8	12V 8 Way Fused Splitter	PSS24V2A/SI/B	24V 2A PSU SI With B/C Box Med	PSS12V2A/G2/B/T2	12V 2A PSU EN Grade 2 Med With T2 Leads
PSS12V1A/MI/B	12V 1A PSU Multi Ind Box Med	PSS24V3A/SI/B	24V 3A PSU SI With B/C Box Med	PSS12V2A/G3/B	12V 2A PSU EN Grade 3 Box Med
PSS12V2A/MI/B	12V 2A PSU Multi Ind Box Med	EN Graded PSU,		PSS12V2A/G2/B	12V 2A PSU EN Grade 2 Box Med
PSS12V2A/MI/B/T2	12V 2A PSU Multi Ind Med With T2 Leads	PSS12V1A/G2/B	12V 1A PSU EN Grade 2 Box Med	PSS24V3A/SI/EN54/C	24V 3A PSU SI EN54 Box Large
PSS12V3A/MI/B	12V 3A PSU Multi Ind Box Med				

GSM COMMUNICATORS Page 14

FW/GD04	FW GSM Dialer/Controller	FW/GD05	Freewave 5 I/Output GSM Communicator	FW/GD05-2	Fwave 5 I/2 Output GSM Communicator
----------------	--------------------------	----------------	--------------------------------------	------------------	-------------------------------------

SHOCK SENSORS Page 10

MA100T	Single Analyser Single Output + Tamper	SD2/WH	SD-2 Surface Sensor	SD4/WH	SD-4 Surface Sensor
SD/WH	Shock Sensor Module*	SD3/WH	4T Surface Shock Sensor + Tamper	SDTRAPPER/WH	Trapper Shock Sensor White
SD1/WH	Flush Fit Shock Sensor White				

JUNCTION BOXES / EMPTY BOXES / DOOR LOOPS Page 15

JB701/WH	6 Way Junction Box White *	JB757/WH	12Way(+2Tamp)Envir Class3	DLA706/WH	Door Loop 6 Way 12 White
JB707/WH	6 Way Junction Box WH *	EB820/WH	Empty Box Square 65 X 65 X 18mm White	DLA709/WH	Door Loop 6 Way 10 White
JB720/WH	12 Way Junction Box White *	EB823/WH	Empty Box Small 50X37X25mm Wh	DLCFT1	25ft X 6mmID X 8mmOD Galv Steel
JB727/WH	12 Way Junction Box White	EB824/WH	Empty Box Medium 75X50X25mm	DLT103/WH	Arm.S.Steel Door Loop With White Caps
JB730/WH	24 Way Junction Box White	EB830/WH	Empty Box 130X103X55mm White		
JB737/WH	24 Way Junction Box Wh With Mswitch				

ACCESSORIES Page 15

FB724	Double Foil Block Long Plate	SI003/IN/WH	Tube Clamp Insert WH	KEYPAM	Key Blank(steel)
FB725/50	Window Foil 9mm x 45M	SI003/WH	Tube Clamp White	KEYPAMIN	PA DP Metal Key
FB726	Foil Block Cap White	SI004	Anchor Post	MOUKEY/BK	PA Keys P/C Black
PA/DTA/4	Disabled Persons Toilet Alarm Kit				

CQR
First choice for quality

CQR



Partnering distribution for over 35 years



www.cqr.co.uk