

AXIS A9188-VE

Quick reference

Installation Guide

Legal Considerations

Liability

Every care has been taken in the preparation of this document. Please inform your local Axis office of any inaccuracies or omissions. Axis Communications AB cannot be held responsible for any technical or typographical errors and reserves the right to make changes to the product and manuals without prior notice. Axis Communications AB makes no warranty of any kind with regard to the material contained within this document, including, but not limited to, the implied warranties of merchantability and fitness for a particular purpose. Axis Communications AB shall not be liable nor responsible for incidental or consequential damages in connection with the furnishing, performance or use of this material. This product is only to be used for its intended purpose.

Intellectual Property Rights

Axis AB has intellectual property rights relating to technology embodied in the product described in this document. In particular, and without limitation, these intellectual property rights may include one or more of the patents listed at www.axis.com/patent.htm and one or more additional patents or pending patent applications in the US and other countries.

Equipment Modifications


This equipment must be installed and used in strict accordance with the instructions given in the user documentation. This equipment contains no user-serviceable components. Unauthorized equipment changes or modifications will invalidate all applicable regulatory certifications and approvals.

Trademark Acknowledgments

AXIS COMMUNICATIONS, AXIS, ETRAX, ARTPEC and VAPIX are registered trademarks or trademark applications of Axis AB in various jurisdictions. All other company names and products are trademarks or registered trademarks of their respective companies.

Regulatory Information

Europe

 This product complies with the applicable CE marking directives and harmonized standards:

- Electromagnetic Compatibility (EMC) Directive 2014/30/EU. See *Electromagnetic Compatibility (EMC)* on page 2.
- Low Voltage (LVD) Directive 2014/35/EU. See *Safety* on page 2.
- Restrictions of Hazardous Substances (RoHS) Directive 2011/65/EU. See *Disposal and Recycling* on page 3.

A copy of the original declaration of conformity may be obtained from Axis Communications AB. See *Contact Information* on page 3.

Electromagnetic Compatibility (EMC)

This equipment has been designed and tested to fulfill applicable standards for:

- Radio frequency emission when installed according to the instructions and used in its intended environment.
- Immunity to electrical and electromagnetic phenomena when installed according to the instructions and used in its intended environment.

USA

This equipment has been tested using a shielded network cable (STP) and found to comply with the limits for a Class B digital device, pursuant to part 15 of the FCC

signed to provide reasonable interference in a residential installation. This equipment generates, uses and can radiate radio frequency energy and, if not installed and used in accordance with the instructions, may cause harmful interference to radio communications. However, there is no guarantee that interference will not occur in a particular installation. If this equipment does cause harmful interference to radio or television reception, which can be determined by turning the equipment off and on, the user is encouraged to try to correct the interference by one or more of the following measures:

- Reorient or relocate the receiving antenna.
- Increase the separation between the equipment and receiver.
- Connect the equipment into an outlet on a circuit different from that to which the receiver is connected.
- Consult the dealer or an experienced radio/TV technician for help.

The product shall be connected using a shielded network cable (STP) that is properly grounded.

Canada

This digital apparatus complies with CAN ICES-3 (Class B). The product shall be connected using a shielded network cable (STP) that is properly grounded. Cet appareil numérique est conforme à la norme CAN NMB-3 (classe B). Le produit doit être connecté à l'aide d'un câble réseau blindé (STP) qui est correctement mis à la terre.

Europe

This digital equipment fulfills the requirements for RF emission according to the Class B limit of EN 55022. The product shall be connected using a shielded network cable (STP) that is properly grounded.

This product fulfills the requirements for immunity according to EN 61000-6-1 residential, commercial and light-industrial environments.

This product fulfills the requirements for immunity according to EN 61000-6-2 industrial environments.

This product fulfills the requirements for immunity according to EN 55024 office and commercial environments.

This product fulfills the requirements for immunity according to EN 50130-4 residential, commercial, light-industrial and industrial environments.

Australia/New Zealand

This digital equipment fulfills the requirements for RF emission according to the Class B limit of AS/NZS CISPR 22. The product shall be connected using a shielded network cable (STP) that is properly grounded.

Japan

この装置は、クラスB情報技術装置です。この装置は、家庭環境で使用することを目的としています。この装置がラジオやテレビジョン受信機に近接して使用されると、受信障害を引き起こすことがあります。取扱説明書に従って正しい取り扱いをして下さい。本製品は、シールドネットワークケーブル(STP)を使用して接続してください。また適切に接地してください。

Safety

This product complies with IEC/EN/UL 60950-1 and IEC/EN/UL 60950-22, Safety of Information Technology Equipment. The product shall be grounded either through a shielded network cable (STP) or other appropriate method.

Disposal and Recycling

When this product has reached the end of its life, it should be disposed of it according to local laws and regulations. For information about your nearest designated collection point, contact your local authority responsible for waste disposal. In accordance with local legislation, penalties may be applicable for incorrect disposal of this waste.

Europe



■ This symbol means that the product shall not be disposed of together with household or commercial waste. Directive 2012/19/EU on waste electrical and electronic equipment (WEEE) is applicable in the European Union member states. To prevent potential harm to human health and the environment, the product must be disposed of in an approved and environmentally safe recycling process. For information about your nearest designated collection point, contact your local authority responsible for waste disposal. Businesses should contact the product supplier for information about how to dispose of this product correctly.

This product complies with the requirements of Directive 2011/65/EU on the restriction of the use of certain hazardous substances in electrical and electronic equipment (RoHS).

China



This product complies with the requirements of the legislative act Administration on the Control of Pollution Caused by Electronic Information Products (ACPEIP).

Contact Information

Axis Communications AB
Emdalavägen 14
223 69 Lund
Sweden

Tel: +46 46 272 18 00

Fax: +46 46 13 61 30

www.axis.com

Support

Learn More!

Visit Axis learning center www.axis.com/academy/ for useful trainings, webinars, tutorials and guides.

Requirements for Compliance with UL

This section contains information and instructions required for UL compliance. To make sure the installation is UL compliant, follow the instructions below in addition to the general information and instructions provided throughout this document. In cases where pieces of information contradict each other, the requirements for UL compliance always replace general information and instructions.

Safety Instructions

- The Axis product shall be installed and serviced by a factory trained professional.
- The Axis product shall be installed within the protected premises (secured area).
- The Axis product shall be mounted indoors. Outdoor use has not been evaluated or approved by UL.
- All interconnecting devices shall be UL Listed and Class 2 low-voltage power limited.
- All wiring methods shall be performed in accordance with NFPA70, local codes and authorities having jurisdiction.
- When the Axis product has reached the end of its useful life, dispose of it according to local laws and regulations. The product should not be disposed of together with household or commercial waste. See *Disposal and Recycling on page 3*.
- Battery
 - The 3.0 V lithium battery used by the Axis product is a UL Recognized component. (Type: BR2032, diameter: 20 mm (0.78 in), manufacturers: Rayovac, Panasonic). The following battery type is also a UL Recognized component: Type CR2032, manufacturers: Fuji, Maxell, Renata, Varta, Panasonic, JHIH.
 - Users shall not replace the battery. If the battery needs replacing, a factory trained service professional shall contact Axis support at www.axis.com/techsup for assistance.
 - Used batteries shall be disposed of according to local laws and regulations, which may vary from state to state. Waste BR/CR lithium cells are neither listed nor exempted from the USEPA hazardous waste regulations. Waste lithium batteries can be considered reactive hazardous waste if there is a significant amount of unreacted, or unconsumed lithium remaining. For information about how to dispose of used lithium batteries, contact your local authority for waste disposal.

Specifications

- Operating Conditions
 - Classification IEC 60721-4-3 Class 3M3
 - Temperatures 0 °C to 50°C (32 °F to 122 °F).
 - Humidity 20–85% RH (non-condensing)
- Wire area

UL Listed or R/C AWM wires that have a conductor gauge range of AWG 22–14 shall be used.

- The minimum conductor gauge for connection between the power sourcing equipment (PSE) or power injector and the powered device (PD) is 26 AWG.
- Connectors
 - This product is not intended for outside wiring as covered by Article 800 in the National Electrical Code, NFPA 70.
 - Power Connector – For UL security applications, the product shall be powered by a UL 294 Listed or UL 603 Listed Class 2 low-voltage power SELV and limited power supply that is capable of 4 hours of standby power.
 - External power to relays – If the relays are connected to an external power source this must be UL 294 Listed or UL 603 Listed Class 2 low-voltage power SELV and limited power supply that is capable of 4 hours of standby power.
 - Network Connector – Power over Ethernet (PoE) shall be supplied by a UL 294 Listed Power over Ethernet IEEE 802.3af/802.3at Type 1 Class 3 or Power over Ethernet Plus (PoE+) IEEE 802.3at Type 2 Class 4 power limited injector that provides 44–57 V DC, 15.4 W / 30 W and 4 hours of standby power.
 - Compliance with IEEE 802.3 (at or af) specifications is not verified as part of UL 294B.
 - Tampering Alarm Pin Header – To comply with UL 294/7.2.1 (Enclosure), the tampering alarm shall be connected to a sound alarm.
- System Considerations
 - The Axis product shall not impair the intended operation of the panic hardware used in conjunction with it.
- Wall and Ceiling Mount
 - If using a junction box to mount the Axis product, the junction box shall be UL Listed.
- Assign an IP Address
 - The functionality of AXIS Camera Management has not been evaluated by UL.
- Maintenance Instructions
 - For maintenance instructions and for information about how to configure the Axis product, see the User Manual.
- Further Information
 - Firmware version: Network I/O Relay Module, Model A9188-VE – 1.0

Safety Information

Read through this Installation Guide carefully before installing the product. Keep the Installation Guide for future reference.

Hazard Levels

⚠ DANGER

Indicates a hazardous situation which, if not avoided, will result in death or serious injury.

⚠ WARNING

Indicates a hazardous situation which, if not avoided, could result in minor or serious injury.

⚠ CAUTION

Indicates a hazardous situation which, if not avoided, could result in minor or moderate injury.

NOTICE

Indicates a situation which, if not avoided, could result in damage to property.

Other Message Levels

Important

Indicates significant information which is essential for the product to function correctly.

Note

Indicates useful information which helps in getting the most out of the product.

Safety Instructions

⚠ WARNING

- The Axis product shall be installed by a trained professional.

NOTICE

- The Axis product shall be used in compliance with local laws and regulations.
- To use the Axis product outdoors, or in similar environments, it shall be installed in an approved outdoor housing.
- Store the Axis product in a dry and ventilated environment.
- Avoid exposing the Axis product to shocks or heavy pressure.
- Do not install the product on unstable poles, brackets, surfaces or walls.
- Use only applicable tools when installing the Axis product. Using excessive force with power tools could cause damage to the product.
- Do not use chemicals, caustic agents, or aerosol cleaners.
- Use a clean cloth dampened with pure water for cleaning.
- Use only accessories that comply with the technical specification of the product. These can be provided by Axis or a third party.
- Use only spare parts provided by or recommended by Axis.
- Do not attempt to repair the product yourself. Contact Axis support or your Axis reseller for service matters.
- The power supply shall be plugged in to a socket outlet installed near the product and shall be easily accessible.

- When transporting the Axis product, use the original packaging or equivalent to prevent damage to the product.

Battery

Lithium coin cell 3.0 V batteries contain 1,2-dimethoxyethane; ethylene glycol dimethyl ether (EGDME), CAS no. 110-71-4.

⚠ WARNING

- Risk of explosion if the battery is incorrectly replaced.
- Replace only with an identical battery or a battery which is recommended by Axis.
- Dispose of used batteries according to local regulations or the battery manufacturer's instructions.

Français

Informations sur la sécurité

Lisez attentivement ce guide d'installation avant d'installer l'appareil. Conservez le guide d'installation pour toute référence ultérieure.

Niveaux de risques

⚠ DANGER

Indique une situation dangereuse qui, si elle n'est pas évitée, entraînera le décès ou des blessures graves.

⚠ AVERTISSEMENT

Indique une situation dangereuse qui, si elle n'est pas évitée, pourrait entraîner le décès ou des blessures graves.

⚠ ATTENTION

Indique une situation dangereuse qui, si elle n'est pas évitée, pourrait entraîner des blessures légères ou modérées.

AVIS

Indique une situation qui, si elle n'est pas évitée, pourrait endommager l'appareil.

Autres niveaux de message

Important

Indique les informations importantes, nécessaires pour assurer le bon fonctionnement de l'appareil.

Note

Indique les informations utiles qui permettront d'obtenir le fonctionnement optimal de l'appareil.

Consignes de sécurité

⚠ AVERTISSEMENT

- Le produit Axis doit être installé par un professionnel habilité.

AVIS

- Le produit Axis doit être utilisé conformément aux lois et réglementations locales en vigueur.
- Pour pouvoir utiliser le produit Axis à l'extérieur, ou dans des environnements similaires, il doit être installé dans un boîtier d'extérieur homologué.
- Conserver ce produit Axis dans un environnement sec et ventilé.



- Ne pas exposer ce produit Axis aux pressions.
- Ne pas installer ce produit sur des poteaux, supports, surfaces ou murs instables.
- Utiliser uniquement des outils recommandés pour l'installation de l'appareil Axis. L'application d'une force excessive sur l'appareil avec des outils puissants pourrait l'endommager.
- Ne pas utiliser de produits chimiques, de substances caustiques ou de nettoyeurs pressurisés.
- Utiliser un chiffon propre imbibé d'eau pure pour le nettoyage.
- Utiliser uniquement des accessoires conformes aux caractéristiques techniques du produit. Ils peuvent être fournis par Axis ou un tiers.
- Utiliser uniquement les pièces de rechange fournies ou recommandées par Axis.
- Ne pas essayer de réparer vous-même ce produit. Contacter l'assistance technique d'Axis ou votre revendeur Axis pour des problèmes liés à l'entretien.
- L'alimentation électrique doit être branchée à une prise de courant installée près de l'équipement et être facilement accessible.

Transport

AVIS

- Lors du transport du produit Axis, utilisez l'emballage d'origine ou un équivalent pour éviter d'endommager le produit.

Batterie

Les piles boutons 3,0 V au lithium contiennent du 1,2-diméthoxyéthane, éthylène glycol diméthyl éther (EGDME), CAS N° 110-71-4.

⚠️AVERTISSEMENT

- Risque d'explosion si la batterie est remplacée de façon incorrecte.
- Remplacez-la uniquement par une batterie identique ou une batterie recommandée par Axis.
- Mettez au rebut les batteries usagées conformément aux réglementations locales ou aux instructions du fabricant de la batterie.

Deutsch

Sicherheitsinformation

Lesen Sie das Installationshandbuch sorgfältig durch bevor sie das Produkt installieren. Bewahren Sie das Installationshandbuch für zukünftige Zwecke auf.

Gefährdungsstufen

⚠️GEFAHR

Weist auf eine gefährliche Situation hin, welche, falls nicht verhindert, zu Tod oder schweren Verletzungen führt.

⚠️WARNUNG

Weist auf eine gefährliche Situation hin, welche, falls nicht verhindert, zu Tod oder schweren Verletzungen führen kann.

⚠️VORSICHT

Weist auf eine gefährliche Situation hin, welche, falls nicht verhindert, zu geringfügiger oder mäßiger Verletzung führen kann.

HINWEIS

Weist auf eine gefährliche Situation hin, welche, falls nicht verhindert, zu Sachschäden führen kann.

Weitere Nachrichtenstufen

Wichtig

Weist auf wichtige Informationen hin, die den richtigen Betrieb des Produkts gewährleisten.

Beachten

Weist auf nützliche Informationen hin, die die optimale Verwendung des Produkts unterstützen.

Sicherheitsanweisungen

⚠️WARNUNG

- Das Axis Produkt darf nur von geschultem Fachpersonal installiert werden.

HINWEIS

- Die Anwendung des Axis Produkts muss unter Beachtung der örtlich geltenden rechtlichen Bestimmungen erfolgen.
- Bei der Anwendung von Axis Produkten im Außenbereich oder ähnlichen Umgebungen, müssen diese in zugelassenen Außengehäusen installiert werden.
- Lagern Sie das Axis Produkt in einer trockenen und belüfteten Umgebung.
- Achten Sie darauf, dass das Axis Produkt weder Stößen noch starkem Druck ausgesetzt ist.
- Installieren Sie das Produkt nicht an instabilen Masten, Halterungen, Oberflächen oder Wänden.
- Verwenden Sie bei der Installation des Axis Produkts ausschließlich passende Werkzeuge. Ein zu großer Kraftaufwand mit elektrischen Werkzeugen kann das Produkt beschädigen.
- Verwenden Sie keine chemischen, ätzenden oder aerosolhaltigen Reinigungsmittel.
- Verwenden Sie zum Reinigen ein sauberes, mit destilliertem Wasser angefeuchtetes Tuch.
- Verwenden Sie nur Zubehör, das den technischen Daten des Produkts entspricht. Dieses ist von Axis oder Drittanbietern erhältlich.
- Verwenden Sie ausschließlich Ersatzteile die von Axis bereitgestellt oder empfohlen werden.
- Versuchen Sie nicht, das Produkt selbstständig zu reparieren. Wenden Sie sich bezüglich Reparatur und Wartung an den Axis Support oder Ihren Axis Händler.
- Das Netzteil sollte an eine Steckdose in der Nähe des Produkts angeschlossen werden und sollte leicht zugänglich sein.

Transport

HINWEIS

- Bei Bedarf transportieren Sie das Axis Produkt in der Originalverpackung oder einer entsprechenden Verpackung, so dass Schäden vermieden werden.

Batterie

Lithium-Knopfzellen (3,0 V) enthalten 1,2-Dimethoxyethan; Ethylenglycoldimethylether (EGDME), CAS-Nr. 110-71-4.

⚠️WARNUNG

- Explosionsgefahr bei fehlerhaftem Batteriewechsel.
- Die Batterie darf nur durch eine identische Batterie oder eine von Axis empfohlene Batterie ersetzt werden.
- Verbrauchte Batterien sind gemäß den örtlichen Vorschriften oder den Anweisungen des Herstellers zu entsorgen.

- L'alimentazione sarà collegata alla presa installata vicino al dispositivo e sarà facilmente accessibile.

Informazioni di sicurezza

Leggere con attenzione questa guida all'installazione prima di installare il dispositivo. Conservare questo documento per usi futuri.

Livelli di pericolo

⚠PERICOLO

Indica una situazione pericolosa che, se non evitata, provoca morte o lesioni gravi.

⚠AVVERTENZA

Indica una situazione pericolosa che, se non evitata, potrebbe provocare la morte o lesioni gravi.

⚠ATTENZIONE

Indica una situazione pericolosa che, se non evitata, può provocare lesioni medie o minori.

AWISO

Indica una situazione che, se non evitata, può danneggiare la proprietà.

Altri livelli di messaggio

Importante

Indica informazioni importanti, essenziali per il corretto funzionamento del dispositivo.

Nota

Indica informazioni utili che aiutano a ottenere il massimo dal dispositivo.

Informazioni di sicurezza

⚠AVVERTENZA

- Il dispositivo Axis deve essere installato da un professionista qualificato.

AWISO

- Il dispositivo Axis deve essere utilizzato in conformità alle leggi e alle disposizioni locali.
- Per utilizzare il dispositivo Axis in ambienti esterni, o in ambienti simili, deve essere installato in una custodia per esterni approvata.
- Conservare il dispositivo Axis in un ambiente asciutto e ventilato.
- Evitare di esporre il dispositivo Axis a urti o pressioni eccessive.
- Non installare il dispositivo su supporti, superfici, pareti o pali instabili.
- Utilizzare solo strumenti applicabili quando si installa il dispositivo Axis. Se si utilizza una forza eccessiva con strumenti non adatti è possibile causare danni al dispositivo.
- Non utilizzare sostanze chimiche, agenti caustici o detergenti aerosol.
- Utilizzare un panno pulito inumidito in acqua pura per la pulizia.
- Utilizzare solo accessori compatibili con le specifiche tecniche del dispositivo. Questi possono essere forniti da Axis o da terze parti.
- Utilizzare solo parti di ricambio fornite o consigliate da Axis.
- Non tentare di riparare il dispositivo da soli. Contattare l'assistenza o il rivenditore Axis per questioni relative alla manutenzione.

Trasporto

AWISO

- Durante il trasporto del dispositivo Axis, utilizzare l'imballaggio originale o equivalente per evitare danni al dispositivo.

Batteria

La batteria a bottone al litio 3,0 V contiene 1,2-dimetossietano; etere dimetilico di glicole etilenico (EGDME), CAS n. 110-71-4.

⚠AVVERTENZA

- Rischio di esplosione se la batteria viene sostituita in modo errato.
- Sostituire solo con una batteria identica o una batteria consigliata da Axis.
- Smaltire le batterie usate in base alle normative locali o alle istruzioni del produttore della batteria.

Español

Información de seguridad

Lea esta Guía de instalación con atención antes de instalar el producto. Guarde la Guía de instalación para poder consultarla en otro momento.

Niveles de peligro

⚠PELIGRO

Indica una situación peligrosa que, si no se evita, provocará lesiones graves o la muerte.

⚠ADVERTENCIA

Indica una situación peligrosa que, si no se evita, puede provocar lesiones graves o la muerte.

⚠ATENCIÓN

Indica una situación peligrosa que, si no se evita, puede provocar lesiones moderadas o leves.

AWISO

Indica una situación peligrosa que, si no se evita, puede provocar daños materiales.

Otros niveles de mensaje

Importante

Indica información importante que es fundamental para que el producto funcione correctamente.

Nota

Indica información útil que ayuda a aprovechar el producto al máximo.

Instrucciones de seguridad

⚠ADVERTENCIA

- El encargado de instalar el producto de Axis debe ser un profesional con experiencia.

AWISO

- El producto de Axis debe utilizarse de acuerdo con las leyes y normativas locales.



- Para usar el producto de Axis entornos similares, debe instalarse en un entorno exterior aprobada.
- Almacene el producto de Axis en un entorno seco y ventilado.
- Evite la exposición del producto de Axis a choques o a una fuerte presión.
- No instale el producto en postes, soportes, superficies o paredes inestables.
- Utilice solo las herramientas correspondientes cuando instale el producto de Axis. La aplicación de una fuerza excesiva con herramientas eléctricas puede provocar daños en el producto.
- No utilice limpiadores en aerosol, agentes cáusticos ni productos químicos.
- Limpie con un paño limpio humedecido con agua pura.
- Utilice solo accesorios que cumplan con las especificaciones técnicas del producto. Estos accesorios los puede proporcionar Axis o un tercero.
- Utilice solo piezas de repuesto proporcionadas o recomendadas por Axis.
- No intente reparar el producto usted mismo. Póngase en contacto con el servicio de asistencia técnica de Axis o con su distribuidor de Axis para tratar asuntos de reparación.
- La fuente de alimentación se enchufará a una toma de conector instalada cerca del producto y a la que se podrá acceder fácilmente.

Transporte

AVISO

- Cuando transporte el producto de Axis, utilice el embalaje original o un equivalente para evitar daños en el producto.

Batería

Las pilas de botón de litio de 3,0 V contienen 1,2-dimetoxietano; éter dimetilico de etilenglicol (EGDME), n.º CAS 110-71-4.

⚠ADVERTENCIA

- La sustitución incorrecta de la batería implica riesgo de explosión.
- Sustituya la batería por una batería idéntica u otra batería recomendada por Axis.
- Deseche las baterías usadas de conformidad con la normativa local o las instrucciones del fabricante.

日本語

安全情報

本製品を設置する前に、このインストールガイドをよくお読みください。インストールガイドは、後で参照できるように保管しておいてください。

危険レベル

⚠危険

回避しない場合、死亡または重傷につながる危険な状態を示します。

⚠警告

回避しない場合、死亡または重傷につながるおそれのある危険な状態を示します。

⚠注意

注記

回避しない場合、器物の破損につながるおそれのある状態を示します。

その他のメッセージレベル

重要

製品を正しく機能させるために不可欠な重要情報を示します。

注意

製品を最大限に活用するために役立つ有用な情報を示します。

安全手順

⚠警告

- 本製品の設置は、訓練を受けた専門技術者が行ってください。

注記

- 本製品は、お使いになる地域の法律や規制に準拠して使用してください。
- 本製品を屋外またはそれに準じる環境で使用する場合は、認定済みの屋外用筐体に収納して設置する必要があります。
- 本製品は乾燥した換気のよい環境に保管してください。
- 本製品に衝撃または強い圧力を加えないでください。
- 本製品を不安定なポール、ブラケット、表面、または壁に設置しないでください。
- 本製品を設置する際には、適切な工具のみを使用してください。電動工具を使用して過剰な力をかけると、製品が損傷することがあります。
- 化学薬品、腐食剤、噴霧式クリーナーは使用しないでください。
- 清掃には、きれいな水に浸した清潔な布を使用してください。
- 製品の技術仕様準拠したアクセサリのみを使用してください。これらのアクセサリは、Axisまたはサードパーティから入手できます。
- Axisが提供または推奨する交換部品のみを使用してください。
- 製品を自分で修理しないでください。修理については、Axisサポートまたは販売代理店にお問い合わせください。
- 電源は、製品の近くで簡単に手の届く場所にあるコンセントに接続してください。

輸送

注記

- 本製品を運搬する際は、製品が損傷しないよう、元の梱包が同等の梱包を使用してください。

バッテリー

リチウムコイン型3.0V電池は、1,2-ジメトキシエタン(エチレングリコールジメチルエーテル(EGDME)、CAS番号110-71-4)を含有しています。

⚠警告

- バッテリーは、正しく交換しないと爆発する危険があります。
- 交換用バッテリーとしては、同一品またはAxisが推奨するバッテリーのみを使用してください。
- 使用済みバッテリーは、地域の規制またはバッテリーメーカーの指示に従って廃棄してください。

Informações de segurança

Leia com atenção este Guia de Instalação até o final antes de instalar o produto. Guarde o Guia de Instalação para referência futura.

Níveis de perigo

⚠PERIGO

Indica uma situação perigosa que, se não evitada, irá resultar em morte ou lesões graves.

⚠ATENÇÃO

Indica uma situação perigosa que, se não evitada, poderá resultar em morte ou lesões graves.

⚠CUIDADO

Indica uma situação perigosa que, se não evitada, poderá resultar em lesões leves ou moderadas.

⚠AVISO

Indica uma situação perigosa que, se não evitada, poderá resultar em danos à propriedade.

Outros níveis de mensagens

Importante

Indica informações significativas que são essenciais para o produto funcionar corretamente.

Nota

Indica informações úteis que ajudam a obter o máximo do produto.

Instruções de segurança

⚠ATENÇÃO

- O produto Axis deve ser instalado por um profissional treinado.

⚠AVISO

- O produto Axis deve ser usado em conformidade com as leis e regulamentações locais.
- Para usar o produto Axis em ambientes externos ou semelhantes, ele deverá ser instalado em uma caixa aprovada para uso externo.
- Armazene o produto Axis em um ambiente seco e ventilado.
- Evite expor o produto Axis a impactos ou pressão elevada.
- Não instale o produto em suportes, superfícies ou paredes instáveis.
- Use apenas as ferramentas recomendadas ao instalar o produto Axis. O uso de força excessiva com ferramentas elétricas poderia danificar o produto.
- Não use produtos químicos, agentes cáusticos ou limpadores aerossóis.
- Use um pano limpo úmido para limpar o produto.
- Utilize apenas acessórios que atendam às especificações técnicas do produto. Esses poderão ser fornecidos pela Axis ou por terceiros.
- Utilize apenas peças sobressalentes fornecidas ou recomendadas pela Axis.
- Não tente reparar o produto por conta própria. Entre em contato com o suporte ou seu revendedor Axis para quaisquer questões relacionadas a serviços.

- A fonte de alimentação deve ser conectada em uma tomada elétrica instalada próxima ao produto e deverá poder ser acessada com facilidade.

Transporte

⚠AVISO

- Ao transportar o produto Axis, use a embalagem original ou equivalente para evitar danos ao produto.

Bateria

As baterias tipo célula de íons de lítio de 3,0 V contêm 1,2-dimetoxietano; etileno glicol éter dimetilico (EGDME), nº CAS 110-71-4.

⚠ATENÇÃO

- A troca incorreta da bateria poderá representar risco de explosão.
- Substitua somente por uma bateria idêntica ou uma bateria recomendada pela Axis.
- Descarte as baterias usadas de acordo com as regulamentações locais ou as instruções do fabricante da bateria.

РУССКИЙ

Сведения по безопасности

Перед установкой изделия внимательно ознакомьтесь с руководством по установке. Сохраните его для дальнейшего использования.

Уровни опасности

⚠ОПАСНО

Опасная ситуация, которая, если ее не устранить, приведет к смерти или опасным травмам.

⚠ОСТОРОЖНО

Опасная ситуация, которая, если ее не устранить, может привести к смерти или опасным травмам.

⚠ВНИМАНИЕ

Опасная ситуация, которая, если ее не устранить, может привести к травмам незначительной или средней тяжести.

УВЕДОМЛЕНИЕ

Опасная ситуация, которая, если ее не устранить, может вызвать повреждение имущества.

Прочие уведомления

Важно

Означает существенную информацию, которая важна для правильной работы изделия.

Примечание

Означает полезную информацию, которая помогает использовать все возможности изделия.

Правила безопасности

⚠ОСТОРОЖНО

- Это изделие Axis должно устанавливаться обученным специалистом.

УВЕДОМЛЕНИЕ

- Это изделие Axis должно использоваться в соответствии с местными законами и нормативами.

- Для использования камеры / или в аналогичных средах не быть установлено в корпусе, предназначенном для наружного применения.
- Устройство Axis должно храниться в сухом, хорошо проветриваемом помещении.
- Не допускайте ударов или приложения высокого давления к устройству Axis.
- Не монтируйте устройство на неустойчивых кронштейнах, поверхностях или стенах.
- При установке устройства Axis используйте только предназначенные для этого инструменты. Приложение чрезмерных усилий к инструментам может привести к повреждению устройства.
- Не используйте химикаты, едкие вещества или аэрозольные очистители.
- Для очистки используйте чистую ткань, смоченную чистой водой.
- Используйте только принадлежности, которые соответствуют техническим характеристикам устройства. Они могут поставляться компанией Axis или сторонним производителем.
- Используйте только запасные части, поставляемые или рекомендованные компанией Axis.
- Не пытайтесь отремонтировать устройство самостоятельно. По вопросам обслуживания обращайтесь в службу поддержки Axis или к своему реселлеру Axis.
- Блок питания следует включать в розетку, которая должна быть легко доступной и располагаться недалеко от изделия.

Транспортировка

УВЕДОМЛЕНИЕ

- При транспортировке устройства Axis используйте оригинальную упаковку или ее эквивалент во избежание повреждения изделия.

Батарея

Плоские литиевые батареи (3 В) содержат 1,2-диметоксизтан; диметилловый эфир этиленгликоля (EGDME), CAS № 110-71-4.

ОСТОРОЖНО

- Риск взрыва при неправильной замене батареи.
- Замену следует проводить только на идентичную батарею или батарею, рекомендуемую компанией Axis.
- Утилизация использованных батарей должна выполняться в соответствии с местными нормативными требованиями или указаниями производителя батарей.

中文

安全信息

安装该产品前请仔细阅读该安装指南。请保管好安装指南以供以后查阅。

危险等级

危险

表示有危险的情形，如果不能避免，将导致死亡或严重的个人伤害。

警告

表示有危险的情形，如果不能避免，将导致死亡或严重的个人伤害。

小心

表示有危险的情形，如果不能避免，将导致轻微或中度的个人伤害。

注意

表示一种情形，如果不能避免，将导致对财产的损坏。

其它消息等级

重要

表示对于产品正常运行必不可少的重要信息。

备注

表示有助于充分利用产品的有用信息。

安全说明

警告

- 应由接受过相关培训的专业人员进行安讯士产品的安装。

注意

- 使用该安讯士产品必须符合当地法律法规要求。
- 如要在室外或相似环境中使用该安讯士产品，必须将其安装在符合标准的室外防护罩中。
- 安讯士产品应存放在干燥通风的环境中。
- 应避免对安讯士产品造成冲撞或重压。
- 不得将本产品安装于不稳固的立杆、支架、表面或墙面上。
- 安装安讯士产品时，请使用适用工具。使用电动工具时过度用力可能对产品造成损坏。
- 请勿使用化学制剂、腐蚀性制剂或气雾性清洁剂。
- 使用浸有净水的干净抹布进行清洁。
- 所用附件必须符合该产品的技术规格要求。可由安讯士或第三方供应商提供。
- 必须使用安讯士提供或推荐的零件。
- 请勿试图自己修理该产品。维修事务请联系安讯士支持人员或您的安讯士经销商。
- 电源应该插入安装在产品附近的插座，并易于使用。

运输

注意

- 安讯士产品运输途中，应使用其原包装或等效包装，以防对产品造成损坏。

电池

3.0 V 锂钮扣电池包含 1,2-二甲氧基乙烷；乙二醇二甲醚 (EGDME)，CAS 号为 110-71-4。

警告

- 电池更换不当将引发爆炸危险。
- 请务必使用相同或安讯士推荐的电池进行更换。
- 请按照当地法规或电池制造商的说明来处理废旧电池。

한국어

안전 정보

제품을 설치하기 전에 설치 안내서를 주의 깊게 읽어보시고 설치 안내서를 보관하여 향후 참조하시기 바랍니다.

위험 레벨

▲ 위험

방지하지 않을 경우 사망이나 심각한 상해가 발생할 수 있는 위험한 상황을 나타냅니다.

▲ 경고

방지하지 않을 경우 사망이나 심각한 상해가 발생할 수 있는 위험한 상황을 나타냅니다.

▲ 주의

방지하지 않을 경우 경미한 상해가 발생할 수 있는 위험한 상황을 나타냅니다.

주의 사항

방지하지 않을 경우 재산 피해가 발생할 수 있는 상황을 나타냅니다.

기타 메시지 레벨

중요

제품이 올바르게 작동하는 데 필요한 중요한 정보를 나타냅니다.

정보

제품을 가장 효과적으로 사용하는 데 도움이 되는 유용한 정보를 나타냅니다.

안전 지침

▲ 경고

- Axis 제품은 자격을 갖춘 전문 직원이 설치해야 합니다.

주의 사항

- 본 Axis 제품은 해당 지역 법률 및 규정을 준수하여 사용해야 합니다.
- 본 Axis 제품을 실외나 비슷한 환경에서 사용하려면 승인된 실외 하우징에 설치해야 합니다.
- 통풍이 잘 되고 건조한 장소에 Axis 제품을 보관하십시오.
- Axis 제품에 충격이나 강한 압력을 가하지 마십시오.
- 불안정한 브래킷, 표면 또는 벽에 제품을 설치하지 마십시오.
- Axis 제품을 설치할 때에는 적합한 도구만을 사용하십시오. 전원 도구에 과도한 힘을 가하면 제품이 손상될 수 있습니다.
- 화학약품, 부식제 또는 에어로졸 세정제를 사용하지 마십시오.
- 깨끗한 물에 적신 천을 사용하여 닦으십시오.
- 해당 제품의 기술 사양을 준수하는 액세서리만 사용하십시오. 이러한 액세서리는 Axis 또는 타사에서 구입할 수 있습니다.
- Axis가 제공하거나 권장하는 예비 부품만 사용하십시오.
- 고객이 직접 제품을 수리하지 마십시오. 서비스 문제에 대해서는 Axis 지원 팀이나 해당 지역 Axis 리셀러에게 문의하십시오.
- 전원 공급 장치는 제품 주변에 설치된 소켓 콘센트에 꽂아야 하며, 쉽게 액세스할 수 있어야 합니다.

운반

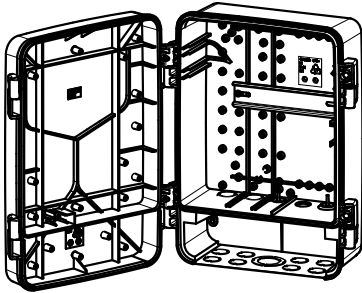
주의 사항

- Axis 제품을 운반할 때는 원래 포장이나 이에 준하는 포장을 사용해 제품이 손상되지 않도록 하십시오.

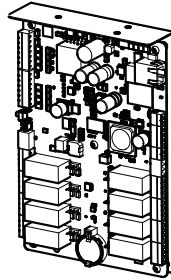
리에 1,2-디메톡시에탄, EGDME(에틸렌글리콜디메틸에테르), CAS no. 110-71-4가 들어 있습니다.

▲ 경고

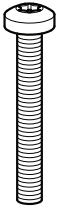
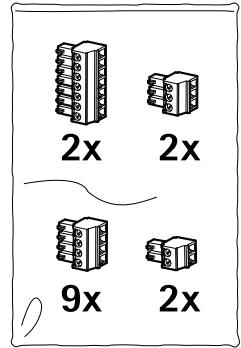
- 배터리를 올바르게 교체하지 않으면 폭발할 위험이 있습니다.
- 동일한 배터리나 Axis에서 권장한 배터리로 교체합니다.
- 사용한 배터리는 현지 규정이나 배터리 제조업체의 지침에 따라 폐기합니다.



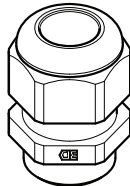
1x



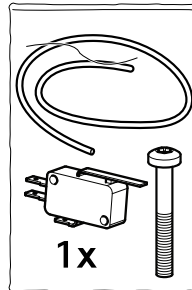
1x




1x



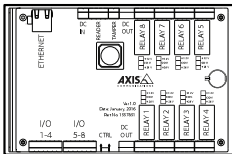
5x



1x



8x




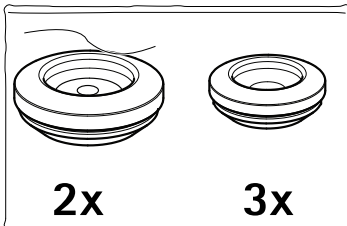
1x




6x



1x



1x




7x



7x



1x



1x

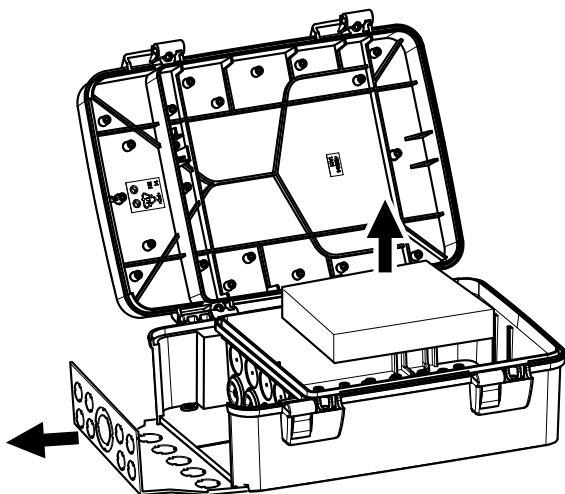


12x

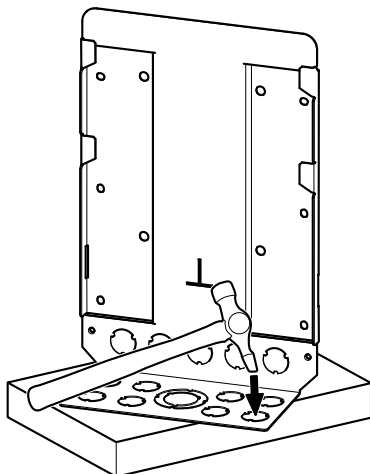


2x

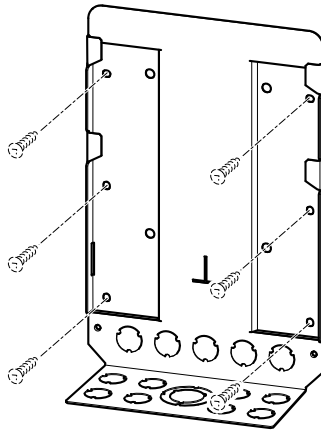
1.1



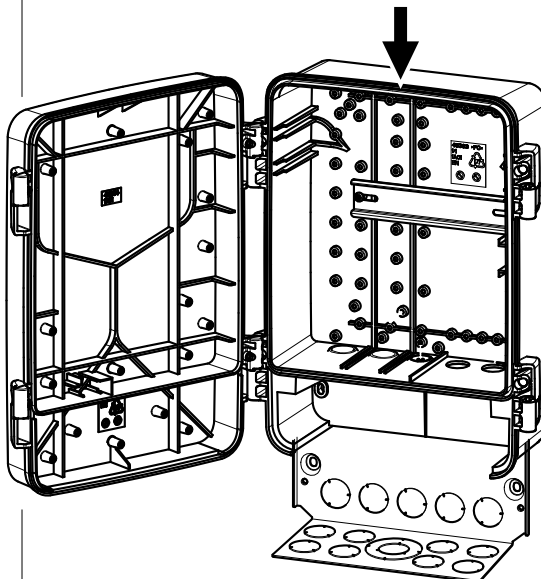
1.2



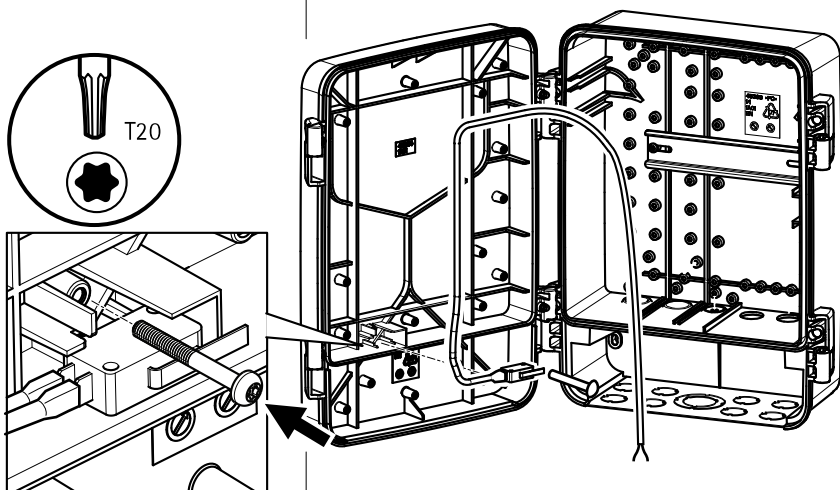
1.3



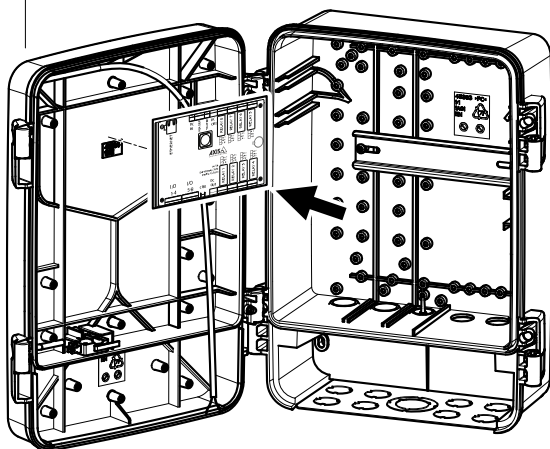
1.4



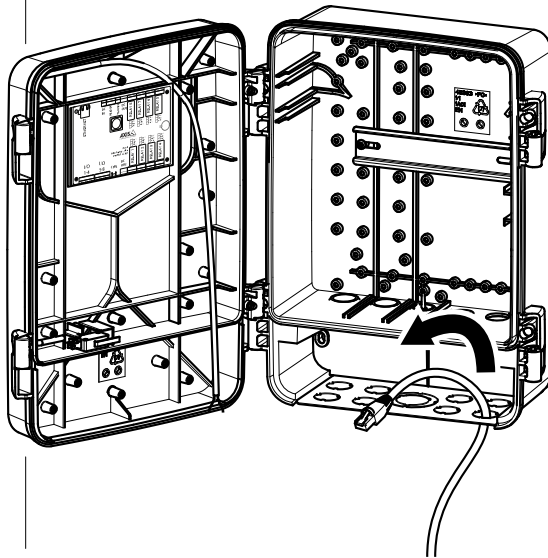
1.5



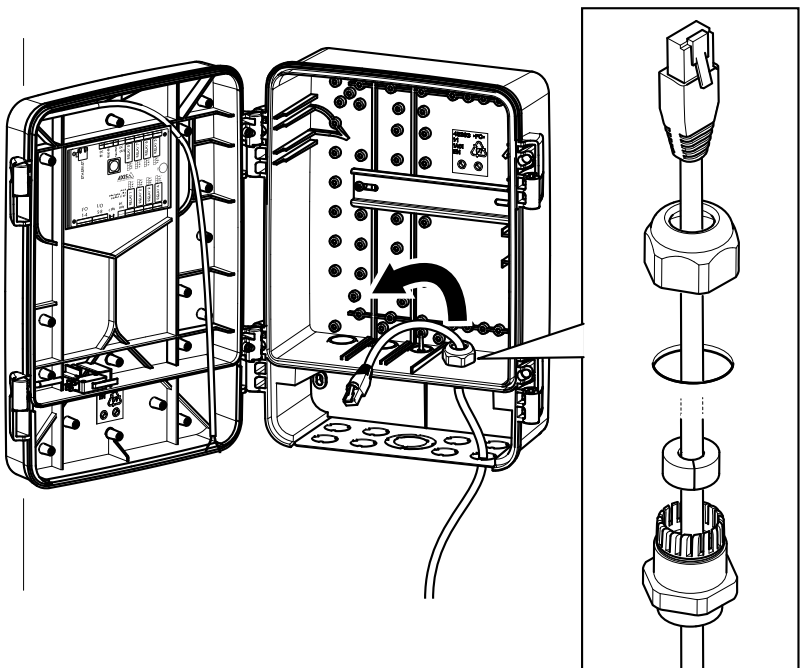
1.6



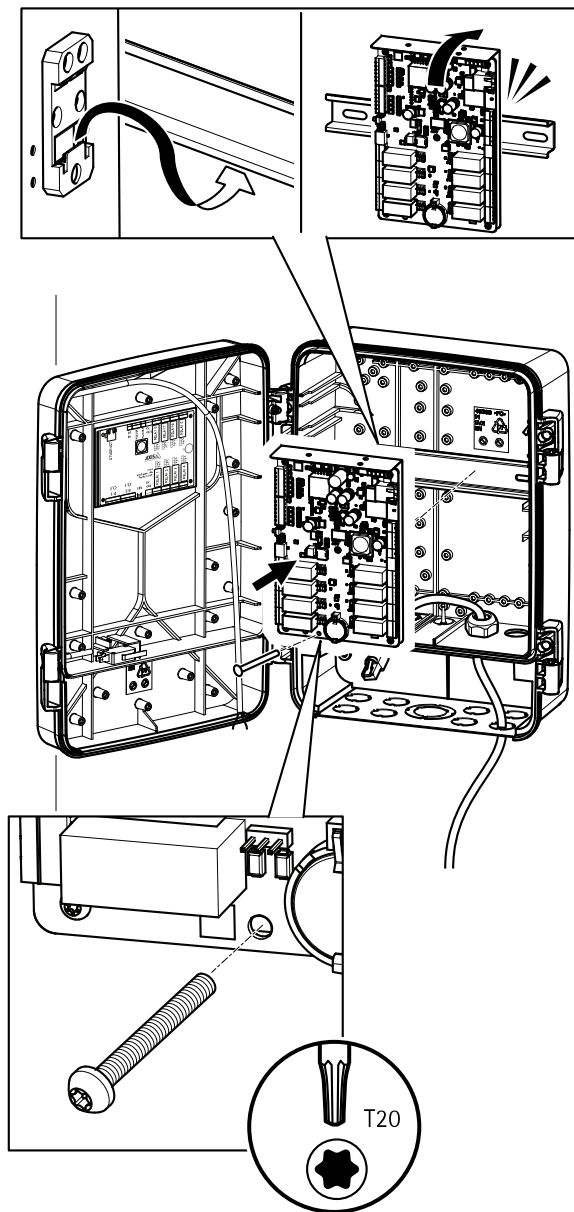
1.7



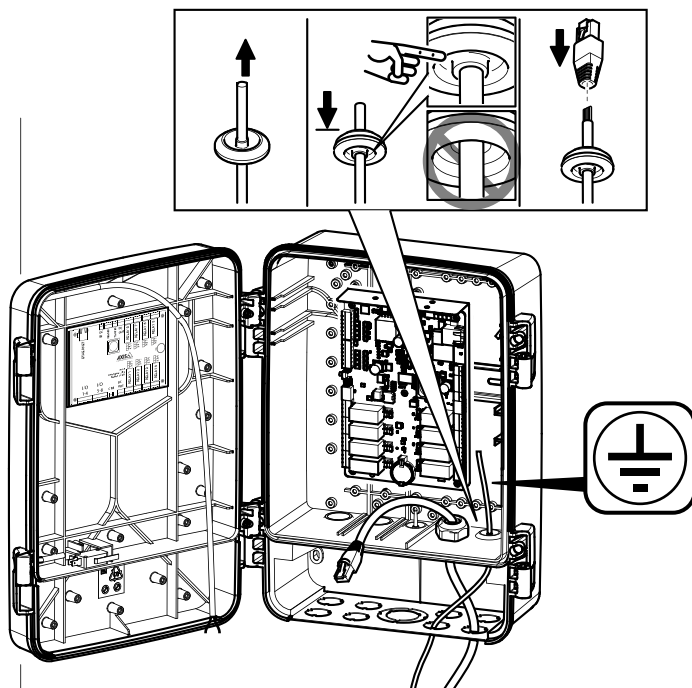
1.8



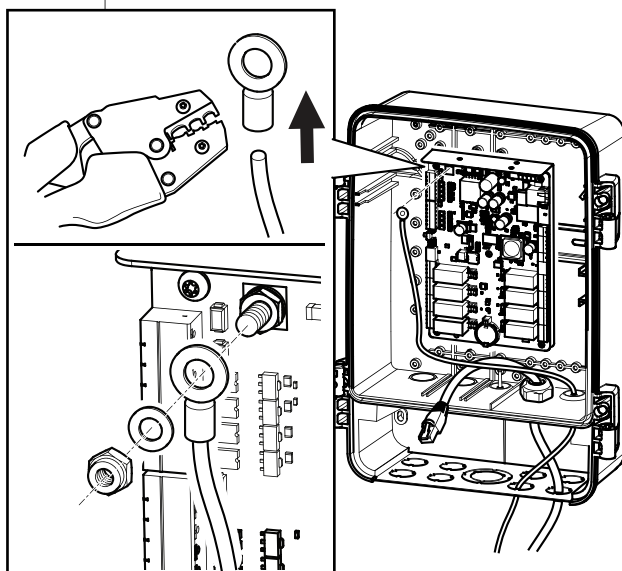
1.9



1.10

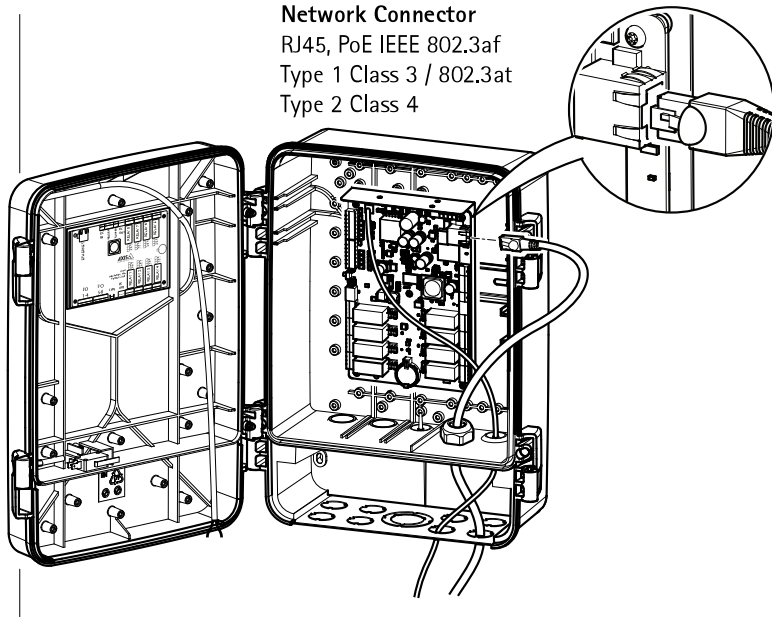


1.11

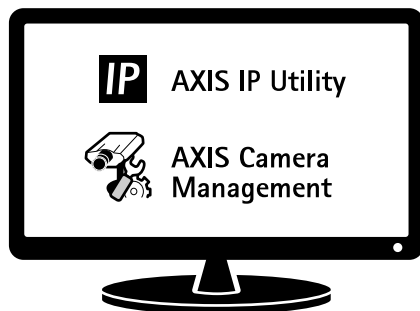


1.12

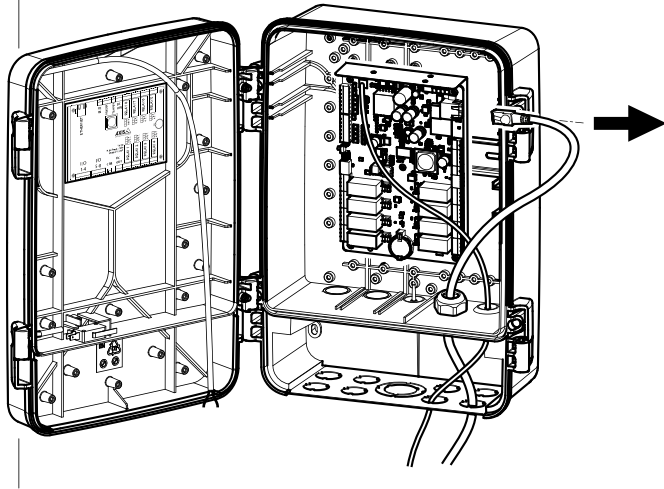
Network Connector
RJ45, PoE IEEE 802.3af
Type 1 Class 3 / 802.3at
Type 2 Class 4



1.13




1.14




1.15

DC In



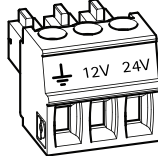
1x

Tamper



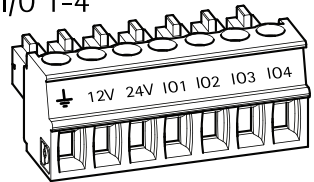
1x

Relay power



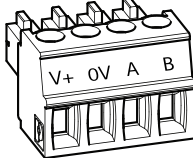
2x

I/O 1-4



1x

Card reader



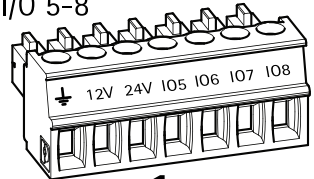
1x

Relay



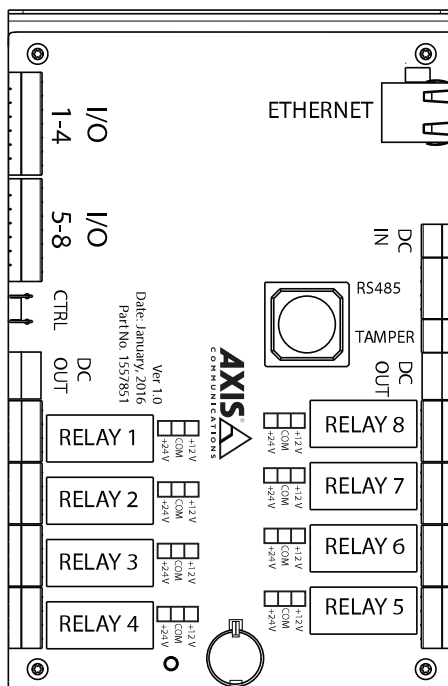
8x

I/O 5-8



1x

1.16



I/O 1-4

I/O 5-8

DC output: 12 V DC and 24 V DC 1

2x4 configurable input/outputs:

- Digital input: 0 to max 40 V DC
- Supervised inputs
- Digital output: 0 to max 40 V DC, Open drain, max 100 mA

Relay power (2x)

DC output 12 V and 24 V 1

Relay (8x)

Relay NO / NC contacts:

- 1 A at max 48 V DC (30 V DC outdoors)

Relay jumper(8x)

Connect 12 V or 24 V to relay COM

RJ45

Ethernet 10 / 100 Mbit

POE 802.3af Type 1(Class 3) : 12.95 W

Or

802.3at Type 2 (Class 4): 25.5 W

RS485 – Not used

Tamper

Tamper contact: lid closed = contact open

Cable max 3 meter

1 All DC outputs are short circuit protected.

Total power shared between 12 V and 24 V output:

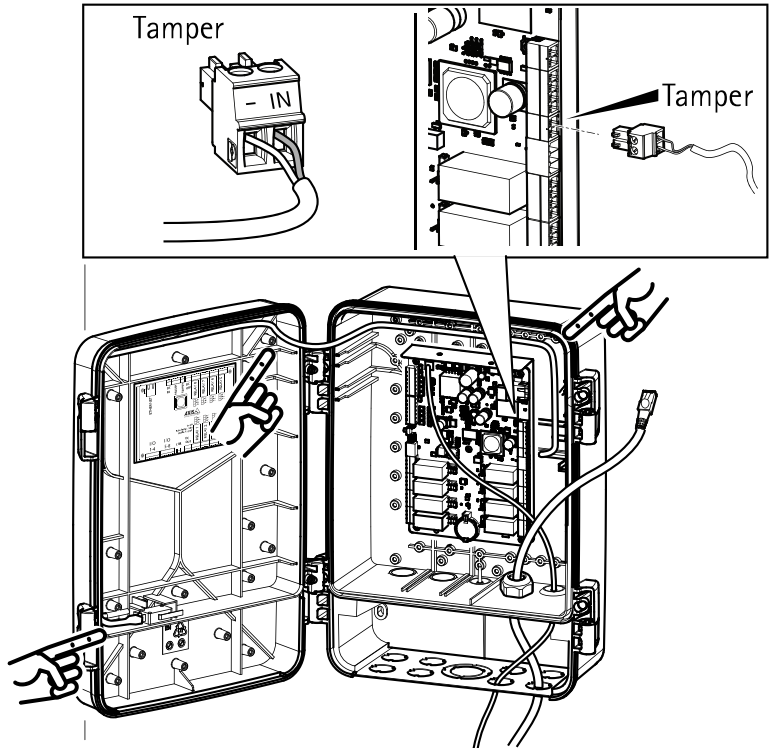
POE class 3: 3.5 W

POE class 4 or DC IN: 12 W

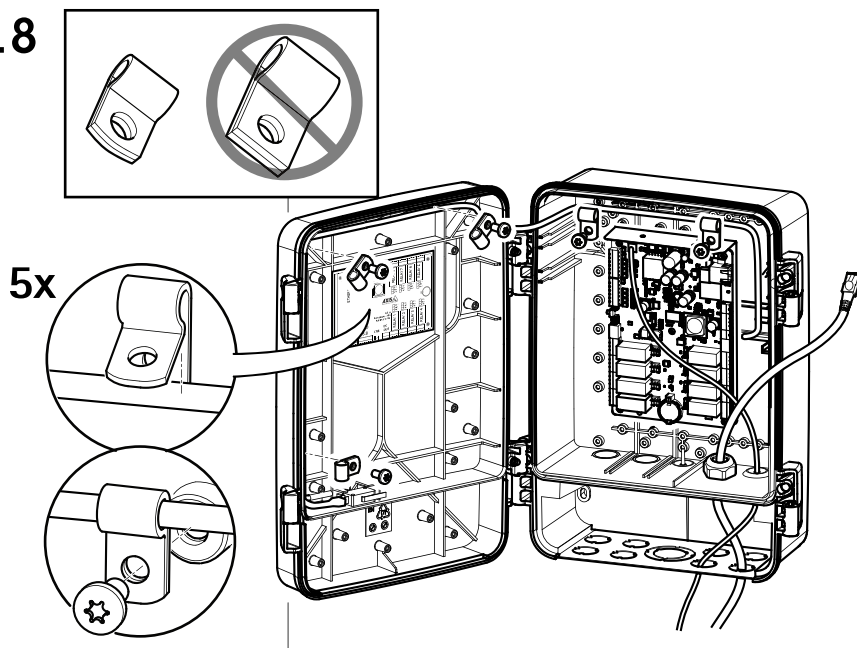
DC IN

DC input: 8 V – 28 V DC, 26 W

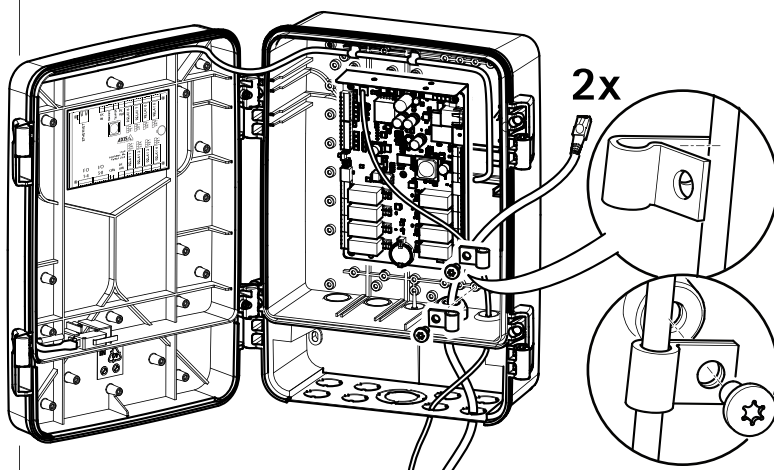
1.17



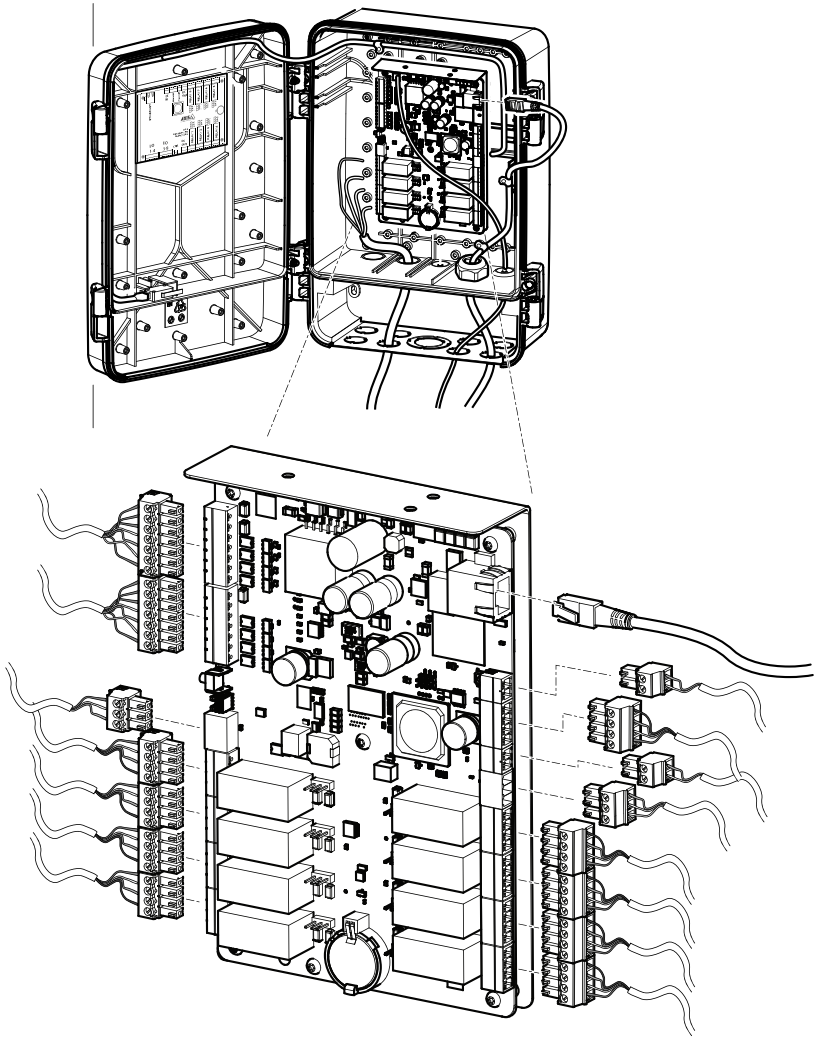
1.18



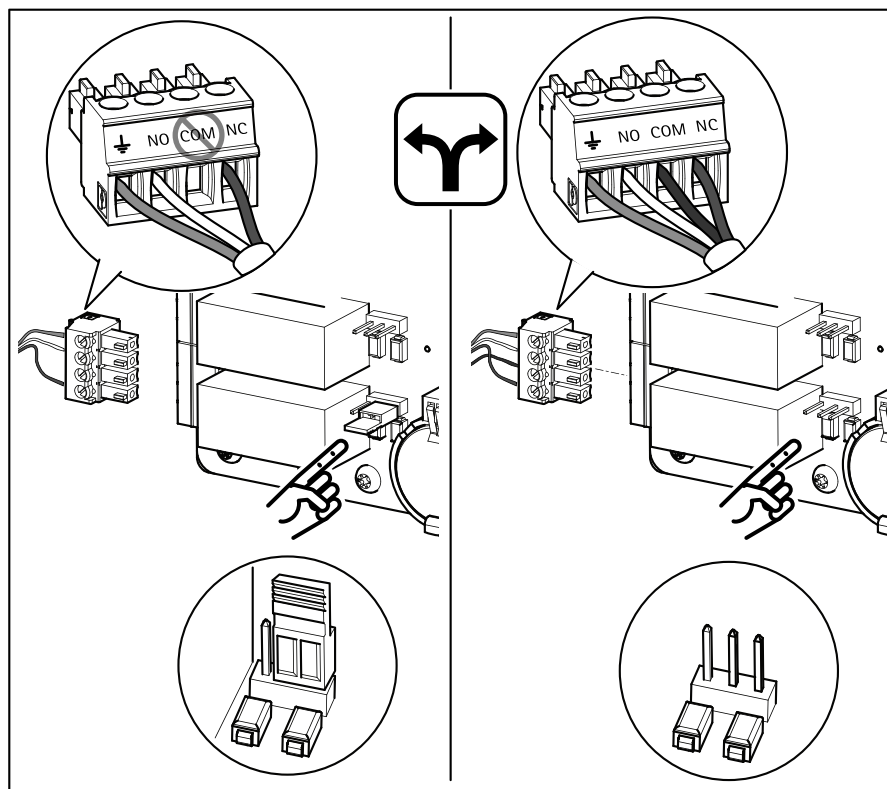
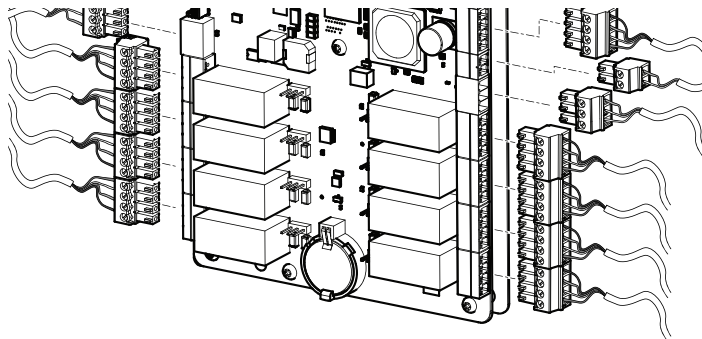
1.19



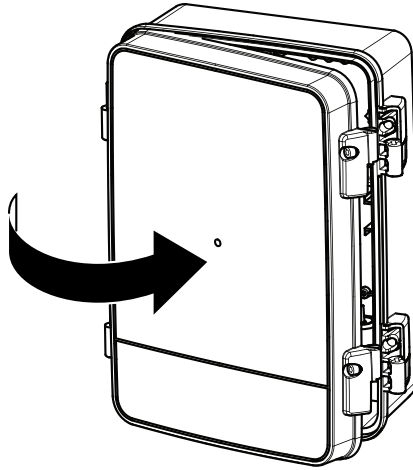
1.20



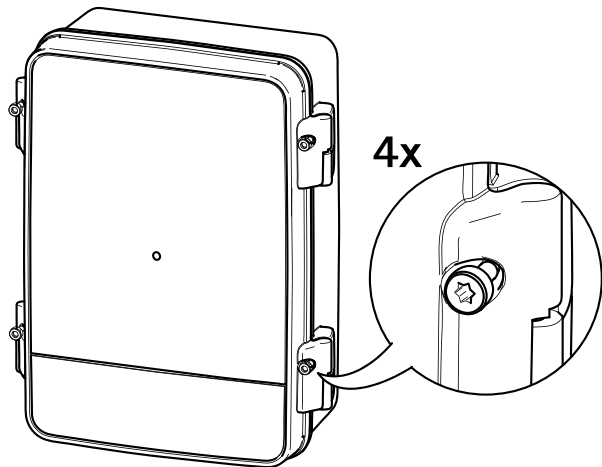
1.21



1.22



1.23



Installation Guide
AXIS A9188-VE
© Axis Communications AB, 2016

Ver. M2.2
Date: October 2016
Part No. 1537795